

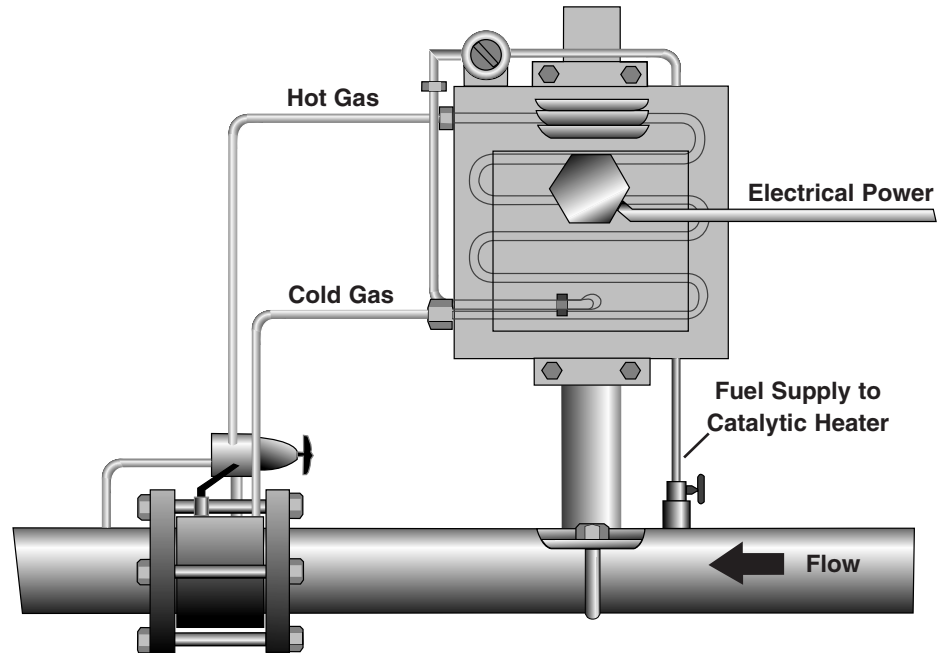
## INSTRUMENT GAS HEATER, *Model 2600*

### INSTRUMENT GAS HEATER


The CATCO Model 2600 instrument gas heater is an ideal solution for problems arising from freezing in pilot actuated regulators, instrument supply gas and related applications.

### ADVANTAGES OF INSTRUMENT GAS HEATERS

- Instrument gas heaters contain no moving parts due to their compact design.
- Simple installation even in existing facilities – connections consist of two 1/4" NPT couplings. The model 2600 comes with brackets and pipe clamps for mounting on a 2 inch pipe riser.



WORKING SCHEMATIC OF THE INSTRUMENT GAS HEATER



- The Model 2600 incorporates a CATCO 88 Catalytic Heater. Units can be ordered with FM or CGA approved heaters for hazardous locations.

### ADVANTAGES OF CATALYTIC HEAT

#### Efficiency

Catalytic heaters generate radiant (infrared) energy which can be directed on a particular object or target. Energy is not wasted on heating other objects or the air surrounding them.

#### Safety

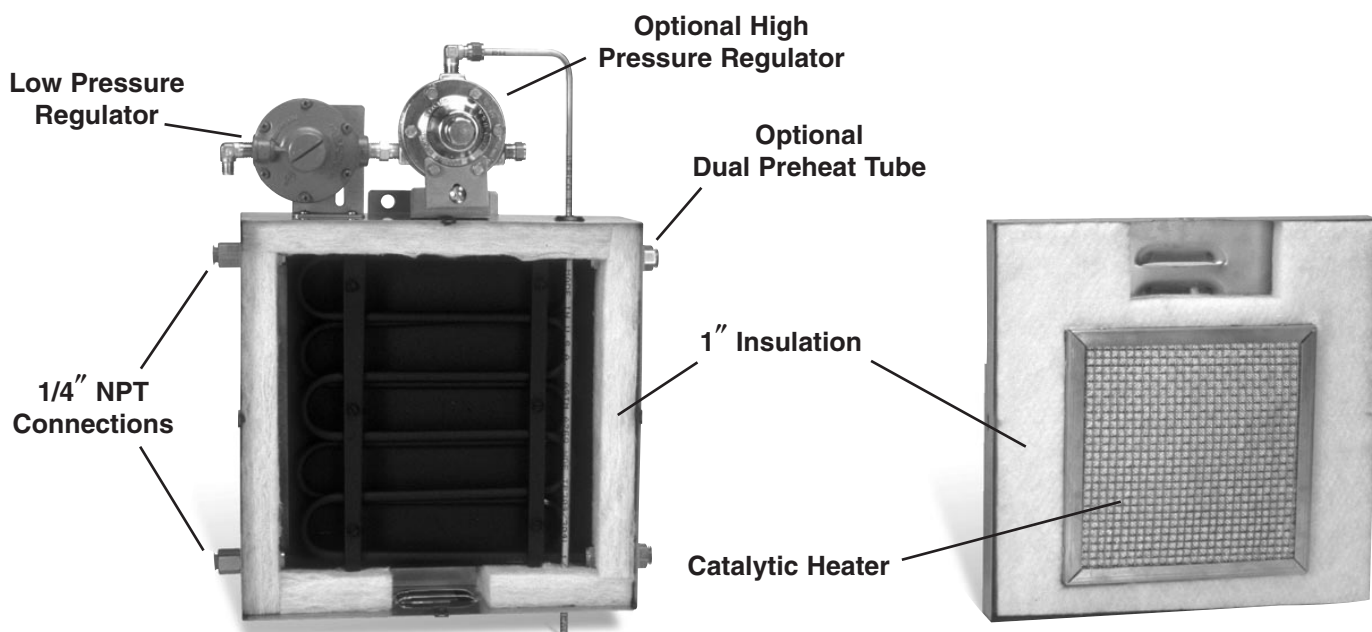
Using the principle of catalytic combustion, catalytic heaters operate at a

surface temperature of 600-800 F° (degrees Fahrenheit), much lower than an open flame (approximately 1300 F°). They are a safe source of heat in areas where there is the potential of fire from combustible gasses or liquids. They require no electrical connections, except at startup, eliminating frayed wires and short circuits.

#### Simplicity

Catalytic heaters contain no moving parts and, once energized, will function indefinitely as long as adequate supplies of air and clean fuel are provided. These factors make catalytic heaters ideal for remote applications.

# Instrument Gas Heater Model 2600



Supply to the preheat tube in/out connection is facilitated with rigid hex head 1/4" NPT female, bulkhead outlets located on the side of the heater. A dual preheat tube is optional.

The low pressure regulator for the catalytic heater fuel gas and pre-piping is standard.

Brackets are provided for an optional high pressure, 6000 psi regulator, if required.

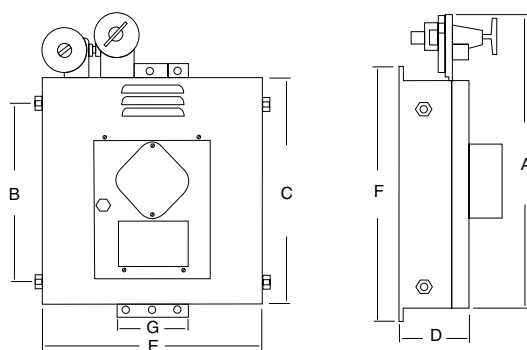
The catalytic heater utilizes either natural gas or LPG fuel and may be started with either a 12 volt or 120 volt electrical source. Pressure rating of the preheat tube is 3000 psi.

## STANDARD EQUIPMENT

- Stainless steel case (insulated)
- 2667 BTU Catalytic Heater
- Heat exchange tube with 1/4" NPT bulkhead fittings (tubing rated to 3000 psi)
- Low pressure regulator prepiped to heater
- Available with plated steel or stainless steel fittings

## OPTIONAL EQUIPMENT

- High pressure regulator (6000 psi)
- Dual heat exchange tubes
- Preheat tube for fuel gas
- Thermostatic controls



Model 2600

Model	Dimensions in inches						
	A	B	C	D	E	F	G
2600	17	10.20	12.75	4.20	12.75	13.80	2.50