







Product Summary

Model	Power Specification (at 20°C)	Fuel Consumption at Full Power *All natural gas is Std. 1,000 BTU/SCF 37.7 MJ/Sm ³ Gas	Dimensions LxWxH mm (inches)	Weight Kg (lb)	Certifications
5030	21 Watts @ 12 Volts 21 Watts @ 24 Volts	Natural Gas: 2.1 m ³ /day (74 ft ³ /day) Propane: 3.0 l/day (0.8 US gal/day) / 1.5 kg/day Max Supply Pressure: 172 kPa (25 psig) Min Supply Pressure: 69 kPa (10 psig)	347 x 355 x 449 (14 x 14 x 18)	18 (40)	
P-5050	50 Watts @ 14 Volts 50 Watts @ 27 Volts	Natural Gas: 4.8 m ³ /day (168 ft ³ /day) Propane: 7.2 l/day (1.9 US gal/day) Max Supply Pressure: 345 kPa (50 psig) Min Supply Pressure: 103 kPa (15 psig)	774 x 387 x 991 (30.5 x 15 x 39)	41 (90)	 
P-5100	100 Watts @ 14 Volts 100 Watts @ 27 Volts	Natural Gas: 9.4 m ³ /day (332 ft ³ /day) Propane: 13.8 l/day (3.6 US gal/day) Max Supply Pressure: 345 kPa (50 psig) Min Supply Pressure: 103 kPa (15 psig)	790 x 391 x 994 (31.1 x 15.4 x 39.1)	60 (132)	 
5220	195 Watts @ 12 Volts 178 Watts @ 24 Volts	Natural Gas: 19.7 m ³ /day (700 ft ³ /day) Propane: 28.0 l/day (7.4 US gal/day) / 14.2 kg/day Max Supply Pressure: 345 kPa (50 psig) Min Supply Pressure: 165 kPa (24 psig)	810 x 450 x 1275 (31 x 18 x 50)	97 (214)	
8550	480 Watts @ 12 Volts 550 Watts @ 24 Volts 480 Watts @ 48 Volts	Natural Gas: 48 m ³ /day (1695 ft ³ /day) Propane: 76 l/day (20.1 US gal/day) / 38 kg/day Max Supply Pressure: 172 kPa (25 psig) Min Supply Pressure: 103 kPa (15 psig)	1549 x 1549 x 1016 (61 x 61 x 40)	102 (225)	
1120 Hazardous Approved (Class 1, Div. 1 or 2) (Optional Class 1, Div 1)	110 Watts @ 6.7 Volts 100 Watts @ 12 Volts 100 Watts @ 24 Volts 100 Watts @ 48 Volts	Natural Gas: 8.8 m ³ /day (311 ft ³ /day) Propane: 11.4 l/day (3.0 US gal/day) / 5.8 kg/day Max Supply Pressure: 172 kPa (25 psig) Min Supply Pressure: 69 kPa (10 psig)	797 x 602 x 1150 (32 x 24 x 45)	130 (285)	 
S-1100 Intended for Hazardous Locations	100 Watts @ 12 Volts 100 Watts @ 24 Volts	Natural Gas: 8.4 m ³ /day (295 ft ³ /day) Propane: 10.8 l/day (2.85 US gal/day) Max Supply Pressure: 172 kPa (25 psig) Min Supply Pressure: 103 kPa (15 psig)	1045 x 385 x 1077 (41.1 x 15.2 x 42.4)	178 (393)	
1500 Hazardous Approved (Class 1, Div. 2)	500 Watts @ 24 Volts	Natural Gas: 48 m ³ /day (1695 ft ³ /day) Propane: N/A Max Supply Pressure: 172 kPa (25 psig) Min Supply Pressure: 103 kPa (15 psig)	1416 x 1416 x 2899 (56 x 56 x 114)	700 (1530)	

ISO
9001:2015
REGISTERED

Specification sheets are subject to change without notice. To verify you have the most current information, please contact a Global Power Technologies representative.

*Custom configuration: please contact Global Power Technologies for more information.

REV_05